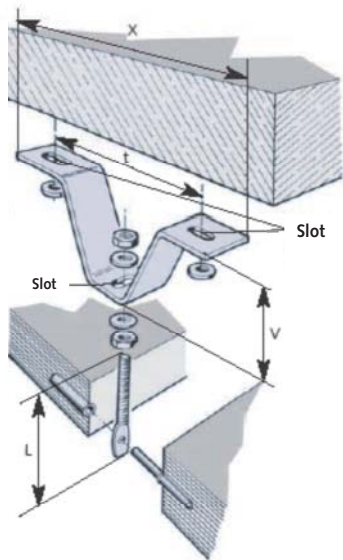


HALFEN NATURAL STONE SUB STRUCTURES / HALFEN FIXING METHODS

HALFEN Soffit Anchor

The HALFEN soffit anchor is designed for fastening the natural stone panel beneath a concrete floor slab.



Load: Fv: 800 N

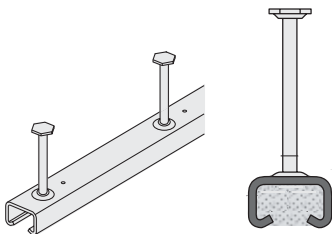
Type	Projection			Body			Spade Bolt M10
	k [mm]	min k [mm]	max k [mm]	X [mm]	t [mm]	V [mm]	L [mm]
805	47.5	45	50	115	82	15	55
806	54.5	49	60	120	87	25	55
807	68	59	77	120	87	25	72
808	78	64	92	127	94	40	72
810	99	86	112	136	105	60	72
813	128	114	142	150	117	90	72
816	158	144	172	164	131	120	72
819	188	174	202	178	141	150	72

Material:

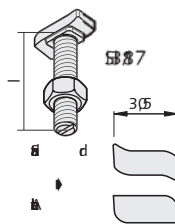
Stainless steel 1.4571 AISI 316 (A4) or 1.4301 AISI 304 (A2)

HALFEN fixing method

HALFEN Channel type HTA



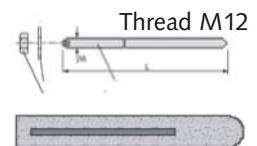
- HTA 28/15-A4 stainless steel BS316
- HTA 28/15-A2 stainless steel BS304
- HTA 38/17-A4 stainless steel BS316
- HTA 38/17-A2 stainless steel BS304



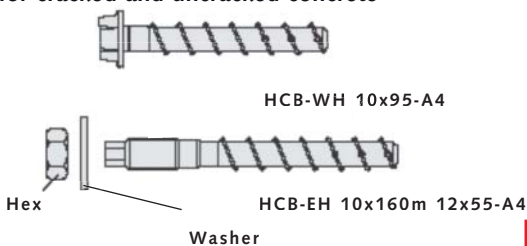
HALFEN Expanding Bolts for uncracked concrete

Material:

Stainless Steel BS 316:

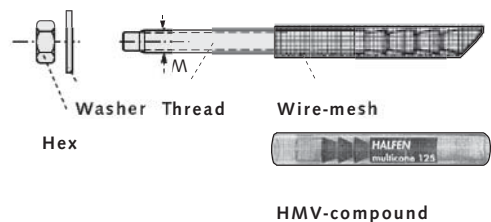


HALFEN Concrete bolts for cracked and uncracked concrete



HALFEN Chemical Anchor HMV for cracked and uncracked concrete

Available in M8, M10, M12, M 16



Material:

Stainless steel A4

Further bolts on request

Material:

Stainless steel A4